

Financial Outlook

Description

Financial Outlook is an easy to use financial application tailored to give you an overview of your monthly Budget and Saving. Including in this version:

1- Export your Monthly Budget in XML format

XML file can be read by various devices such mobile devices, database, document editing, tabulation document such as Excel spreadsheet.

2- Email your Monthly Budget

You can email your Monthly Budget for your personal purposes.

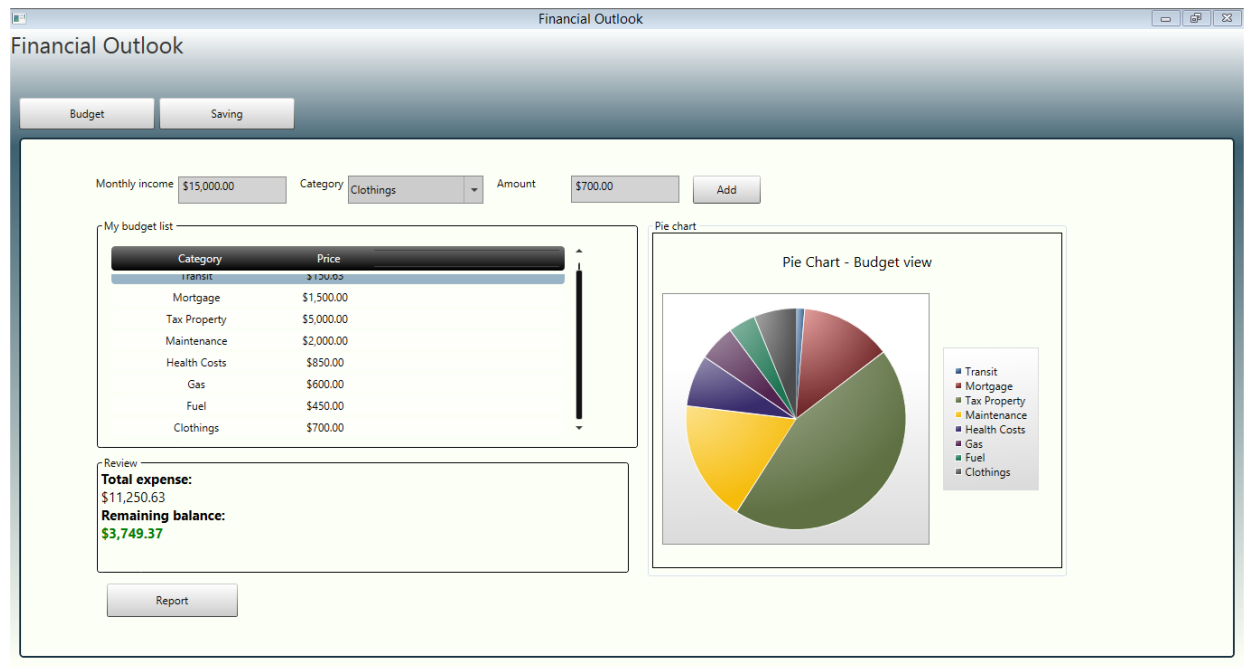
3- Save your Monthly Budget

Saved in rtf format you can view your document with major document editing

How to use Financial Outlook

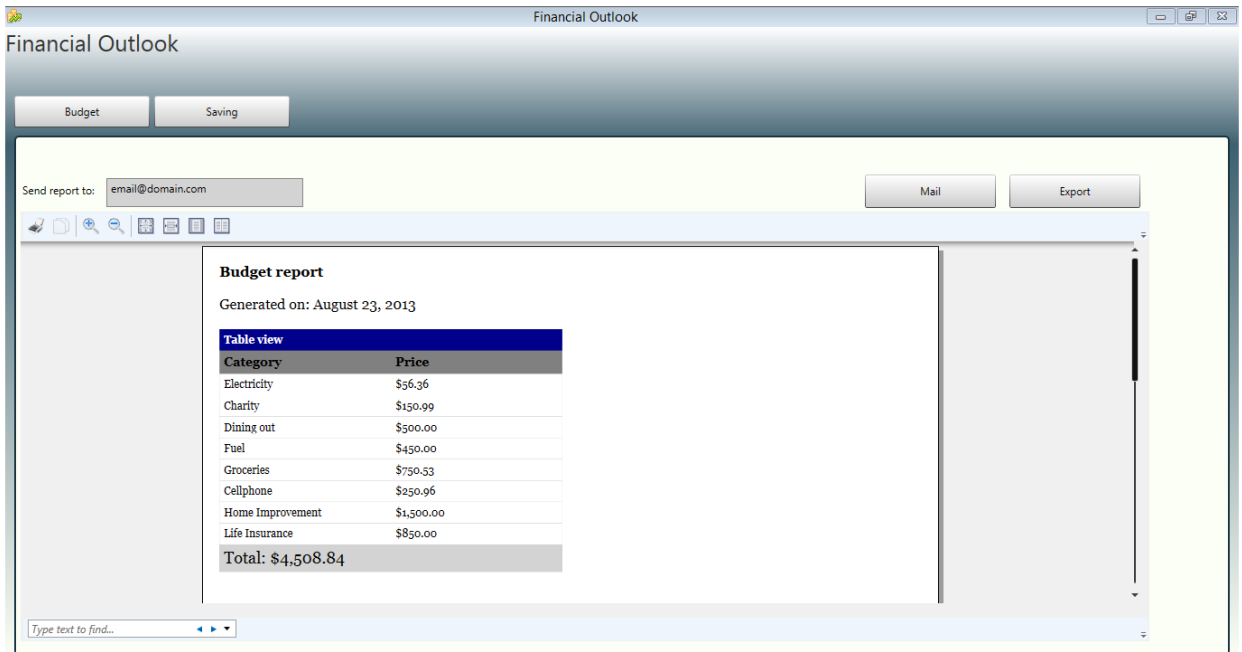
1 – Budget

- a- Enter the desire monthly amount
- b- Choose the category you will place the monthly expense
- c- Enter the price
- d- And click on Add, to add it to your budget list



2 – Report

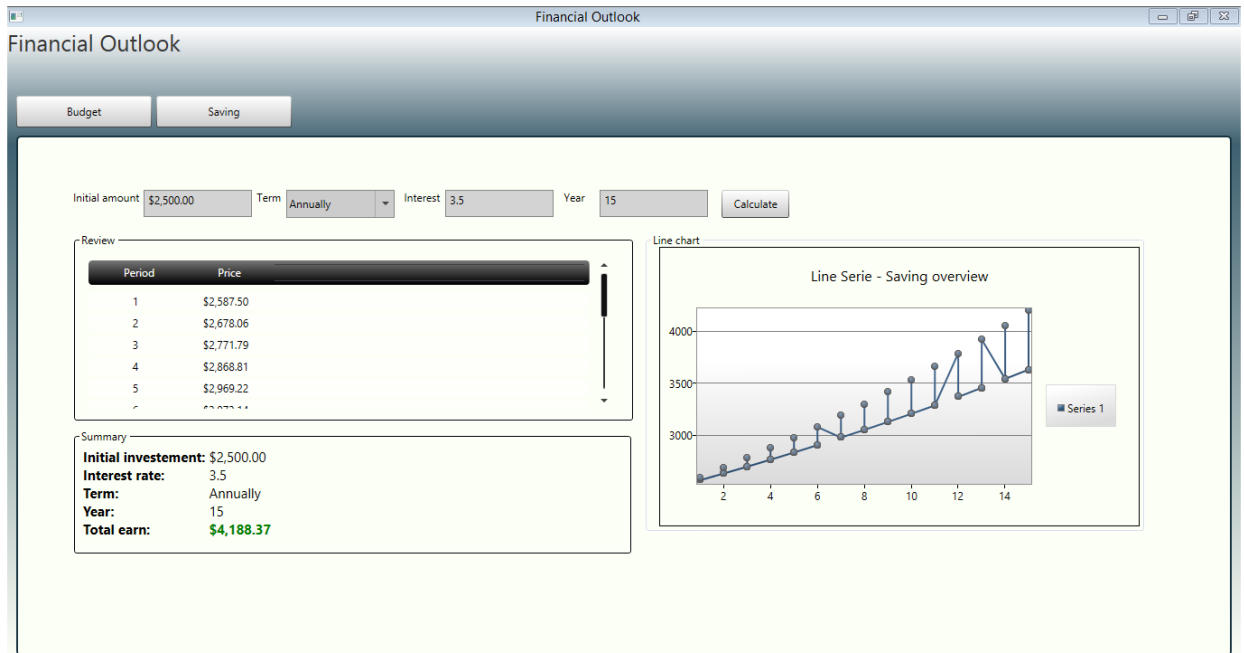
- a- To print, click on the printer icon
- b- And choose your printer
- c- Or enter the recipient email address to send an xml report of your monthly budget
- d- And click on the button Mail to email it.
- e- To export your monthly budget click on Export button
- f- And save it in your chosen location (Hard drive or USB drive, Cloud etc.)



[Left blank intentionally]

3 – Saving

- g- Click on Saving (Close to option Budget)
- h- Enter the desire Initial amount
- i- Provide the term
- j- Enter the interest rate
- k- Enter the number of year you plan to save
- l- And click on Calculate



Technical support contact

For any issue that may occur with Financial Outlook, please do not hesitate to communication with us, and we will contact you promptly.

Email: contactus@ailliamsoftware.com